


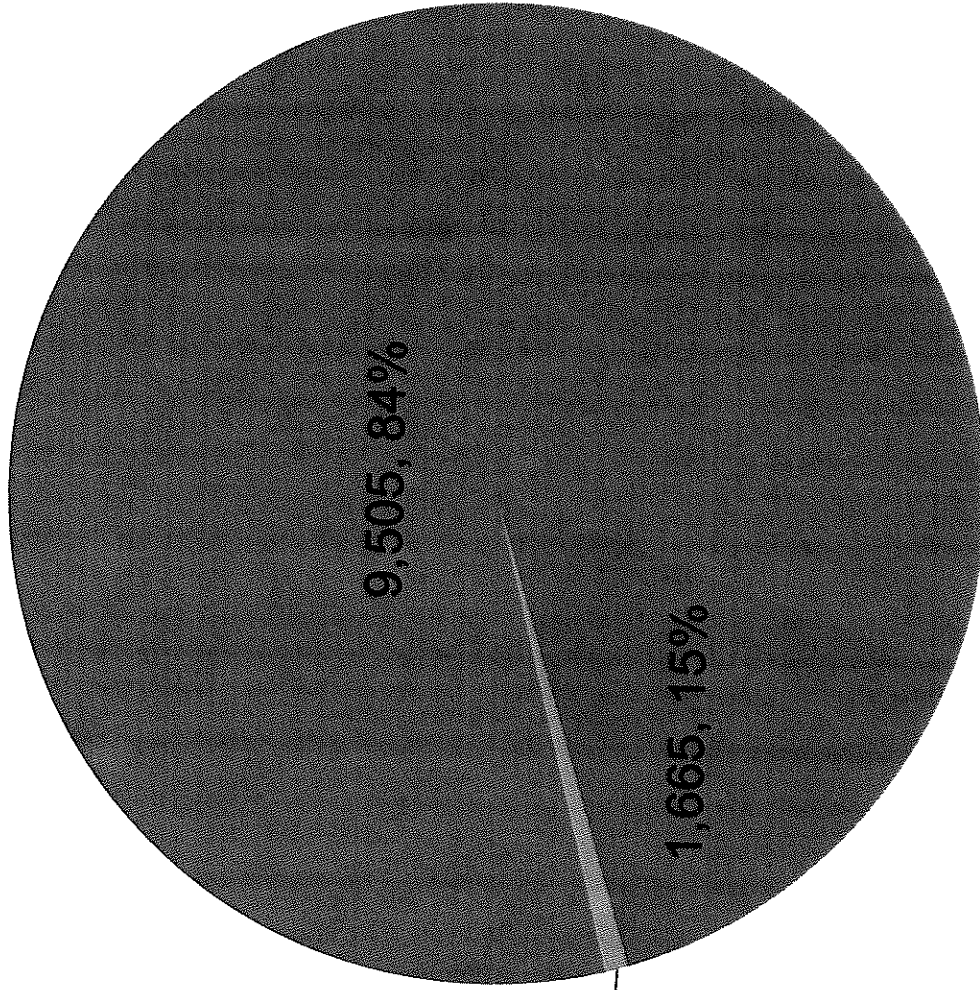
ATTACHMENT 8

2012 Serious Offenses



■ Black
■ White
■ Other

2012 Other Offenses



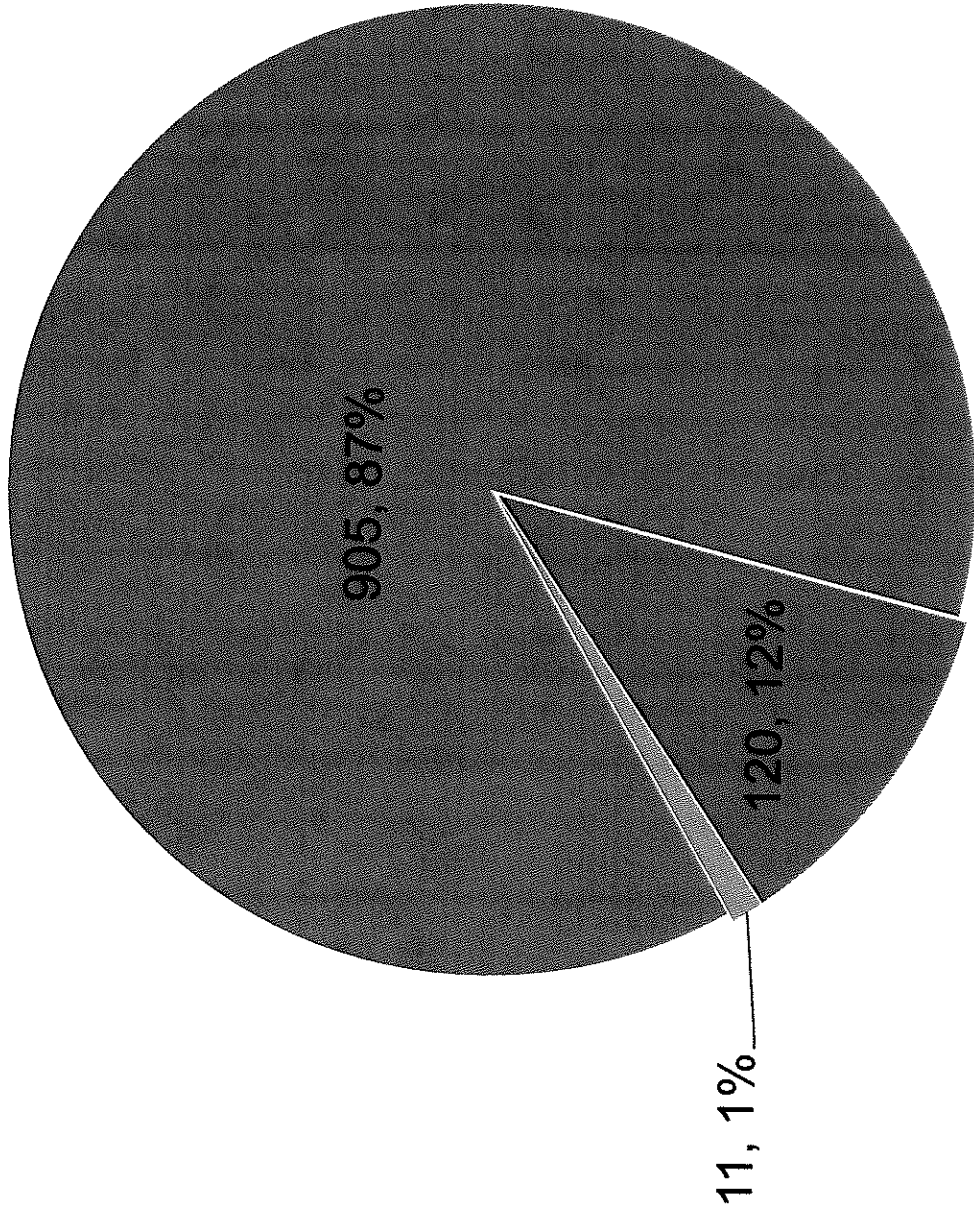
- Black
- White
- Other

86, 1%

9,505, 84%

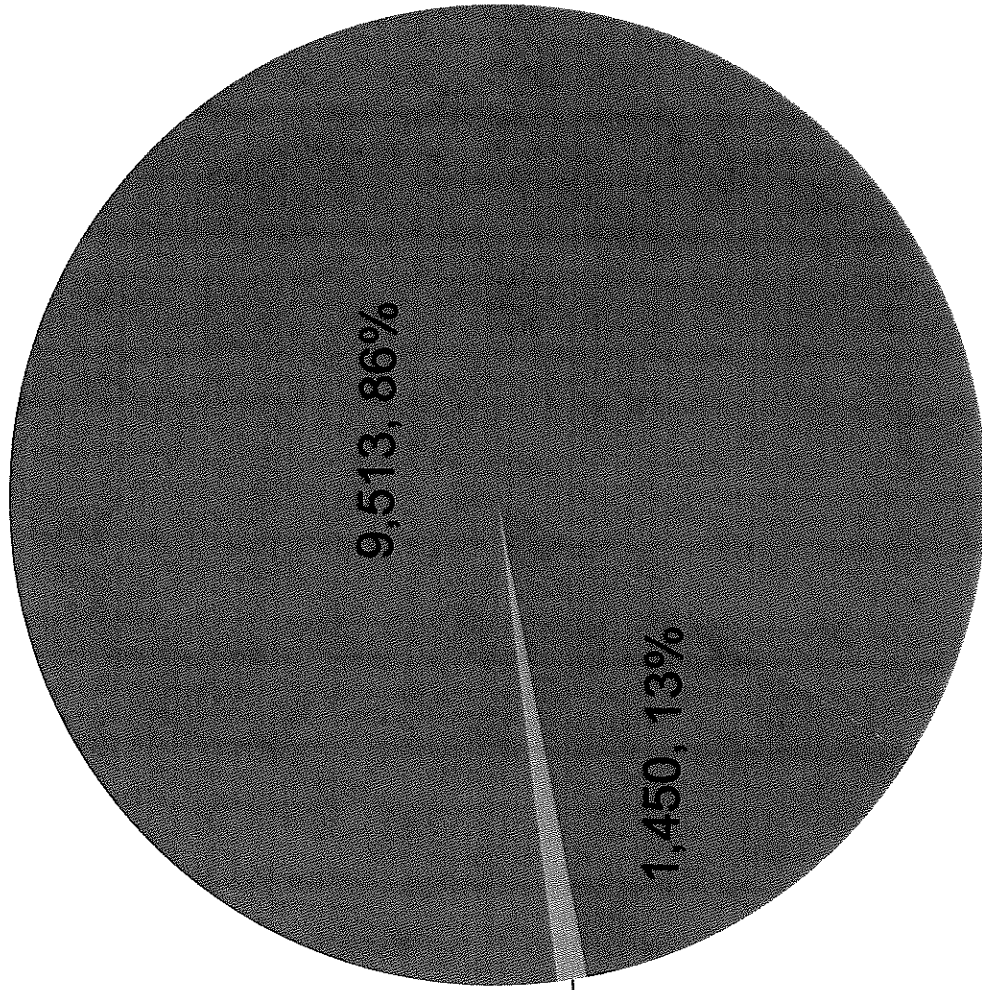
1,665, 15%

2013 Serious Offenses



■ Black
■ White
■ Other

2013 Other Offenses



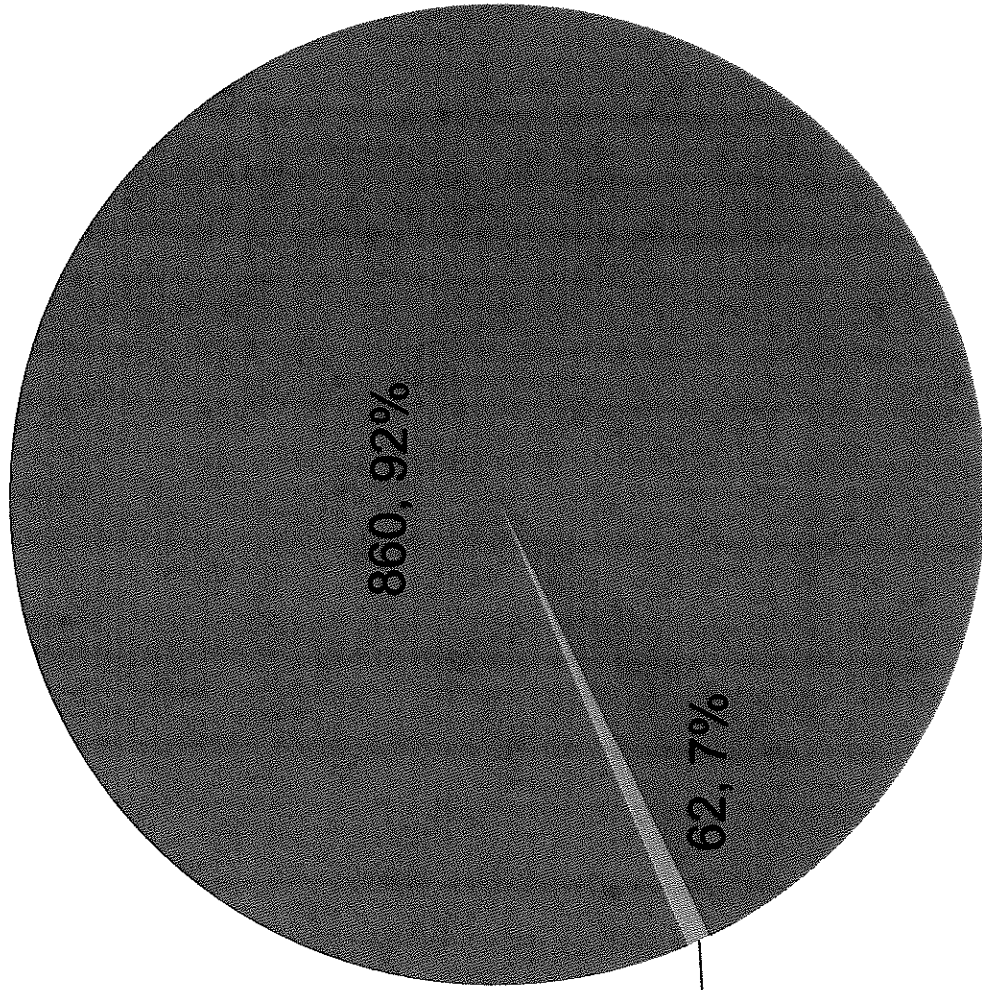
■ Black
■ White
■ Other

109, 1%

9,513, 86%

1,450, 13%

2014 Serious Offenses




■ Black
■ White
■ Other

7, 1%

62, 7%

860, 92%

2014 Other Offenses



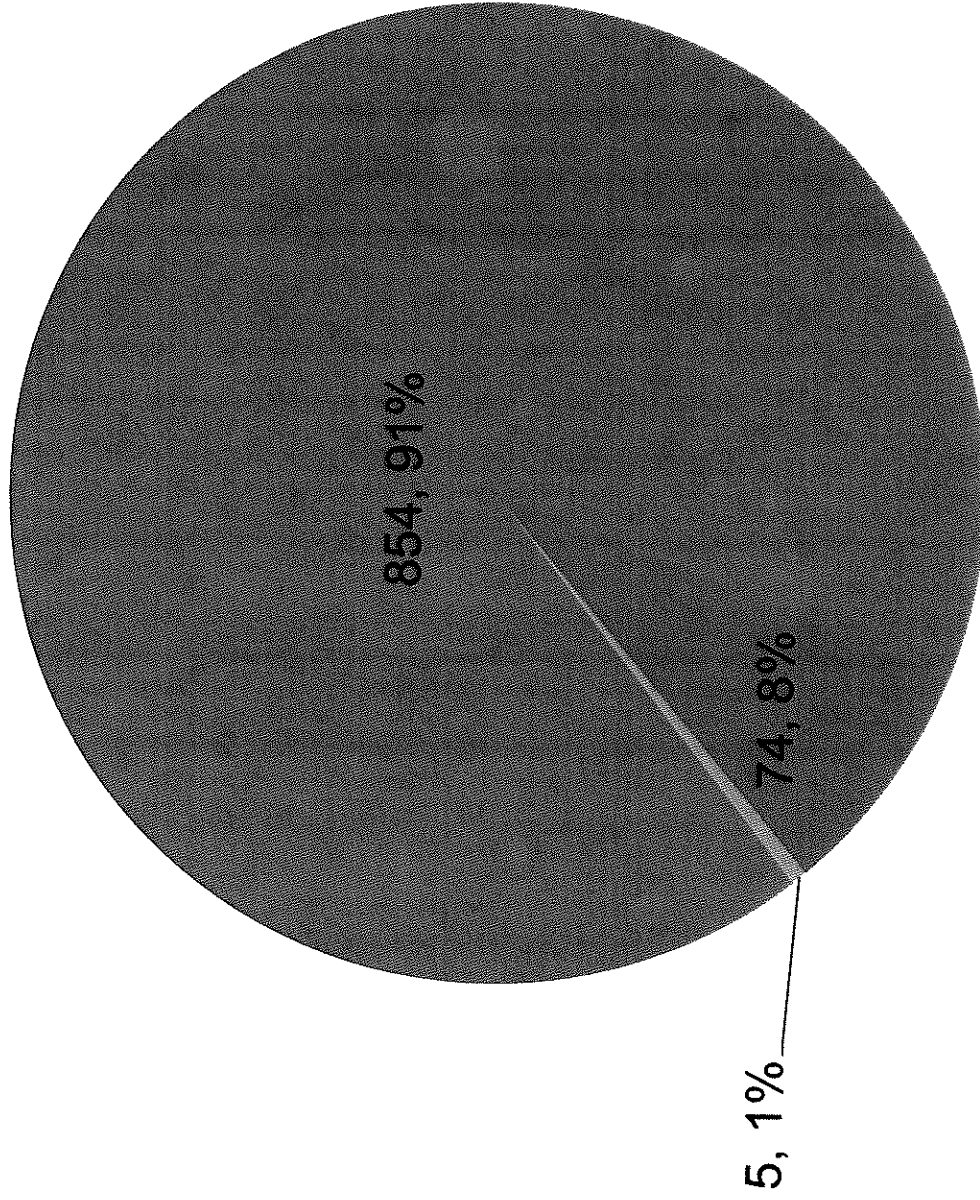
■ Black
■ White
■ Other

146, 2%

7,824, 86%

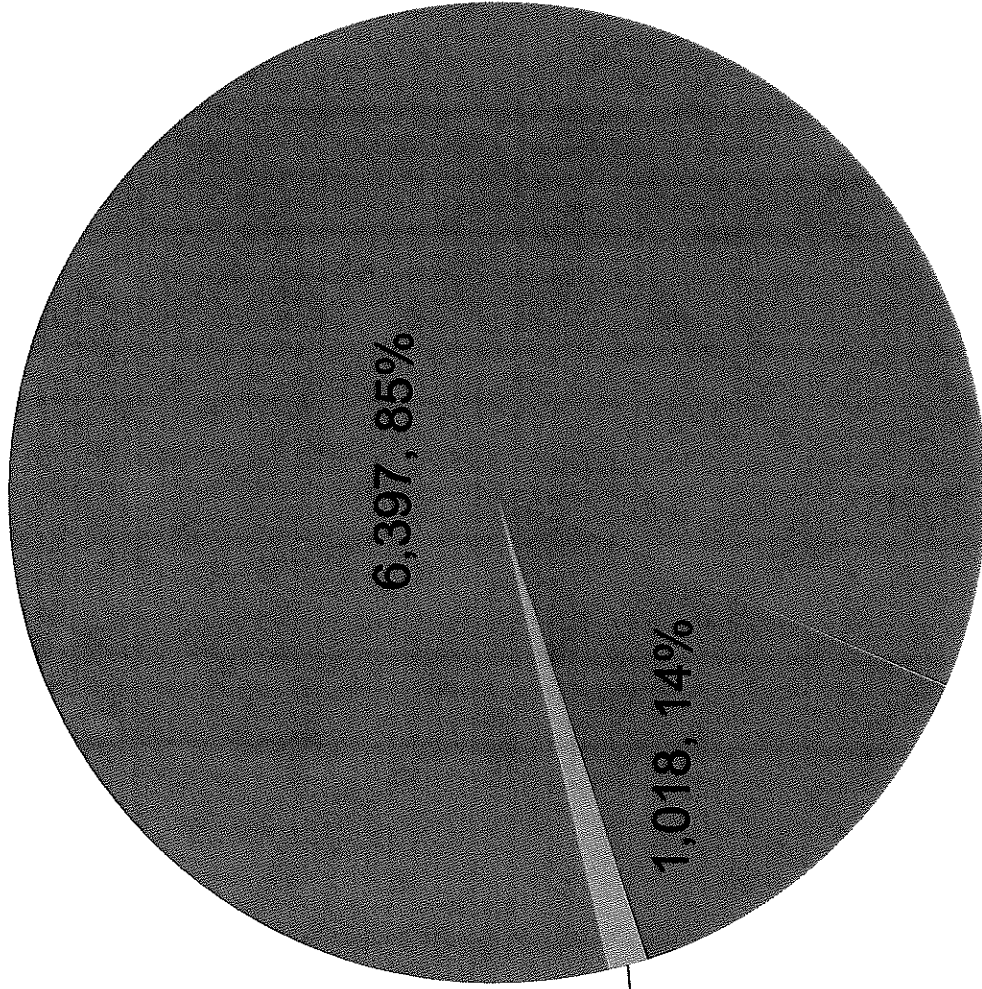
1,104, 12%

2015 Serious Offenses



■ Black
■ White
■ Other

2015 Other Offenses



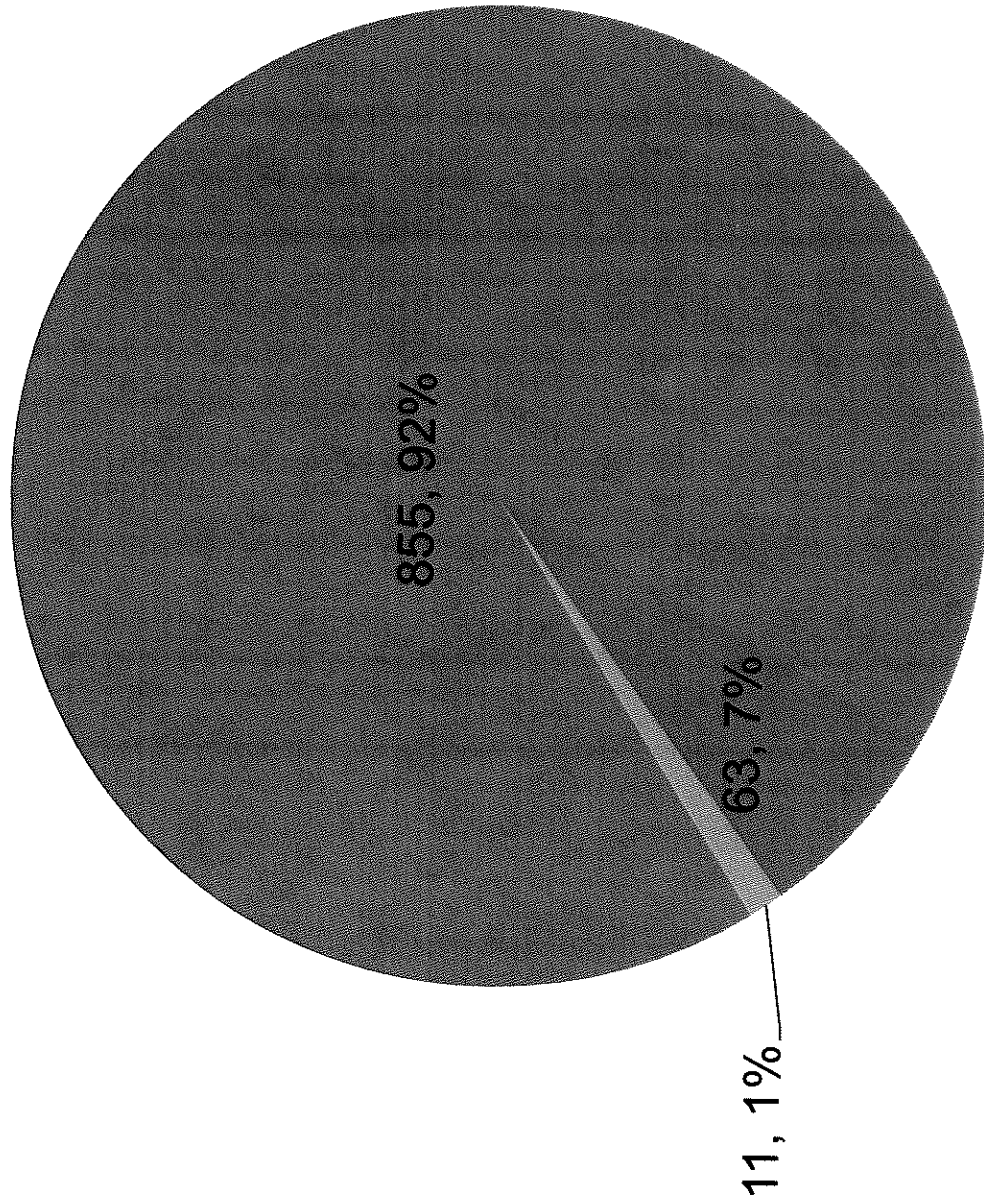
■ Black
■ White
■ Other

94, 1%

1,018, 14%

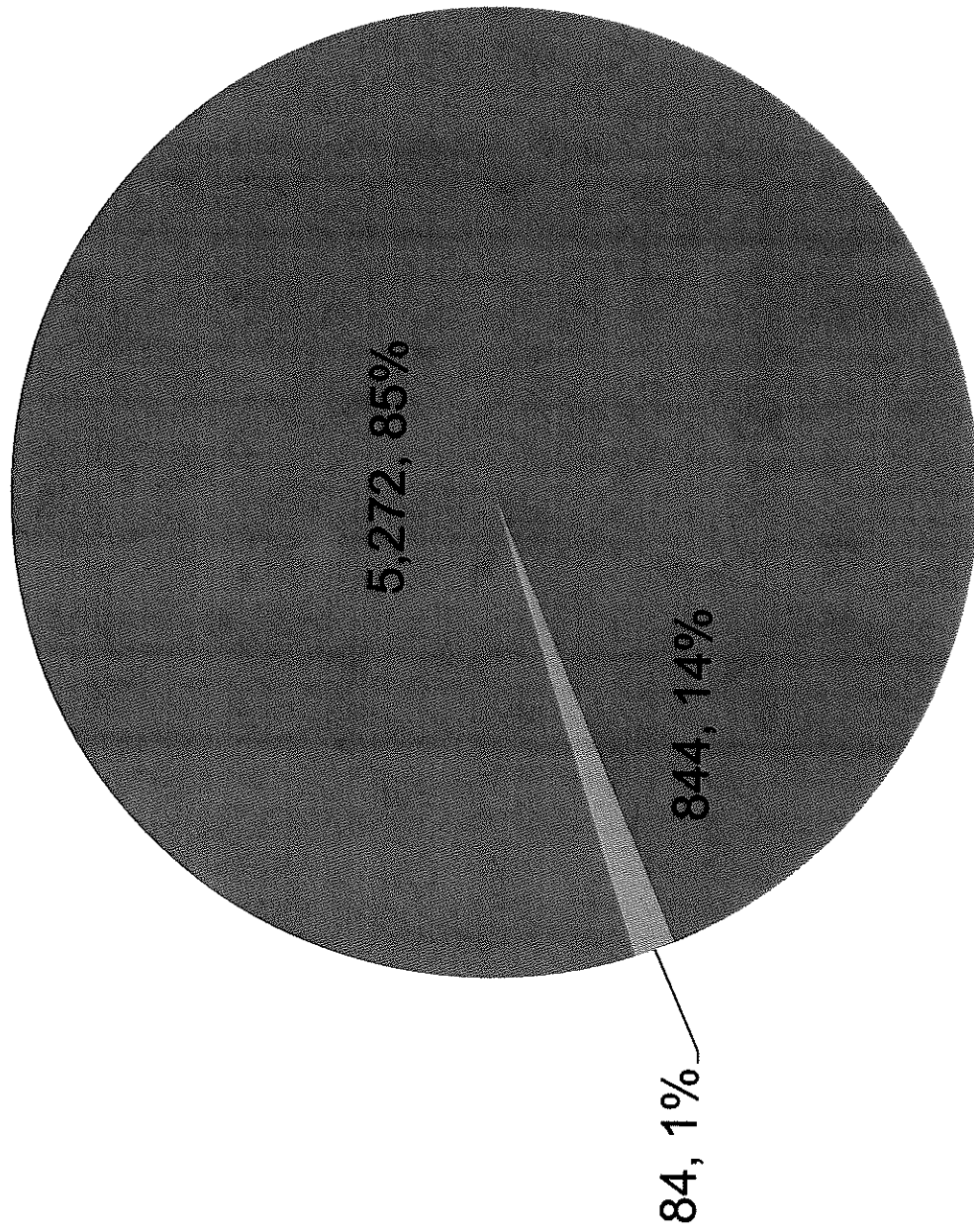
6,397, 85%

2016 Serious Offenses



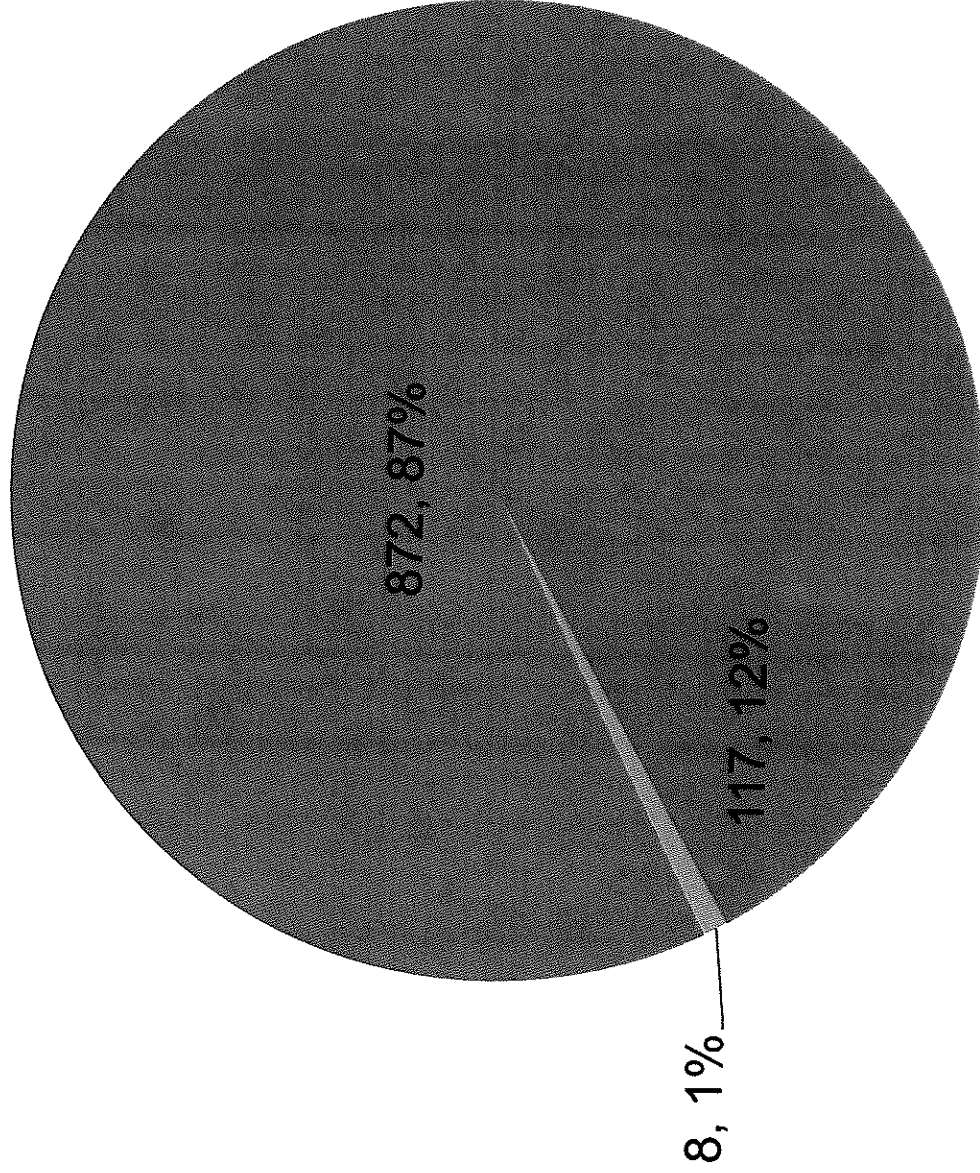
■ Black
■ White
■ Other

2016 Other Offenses



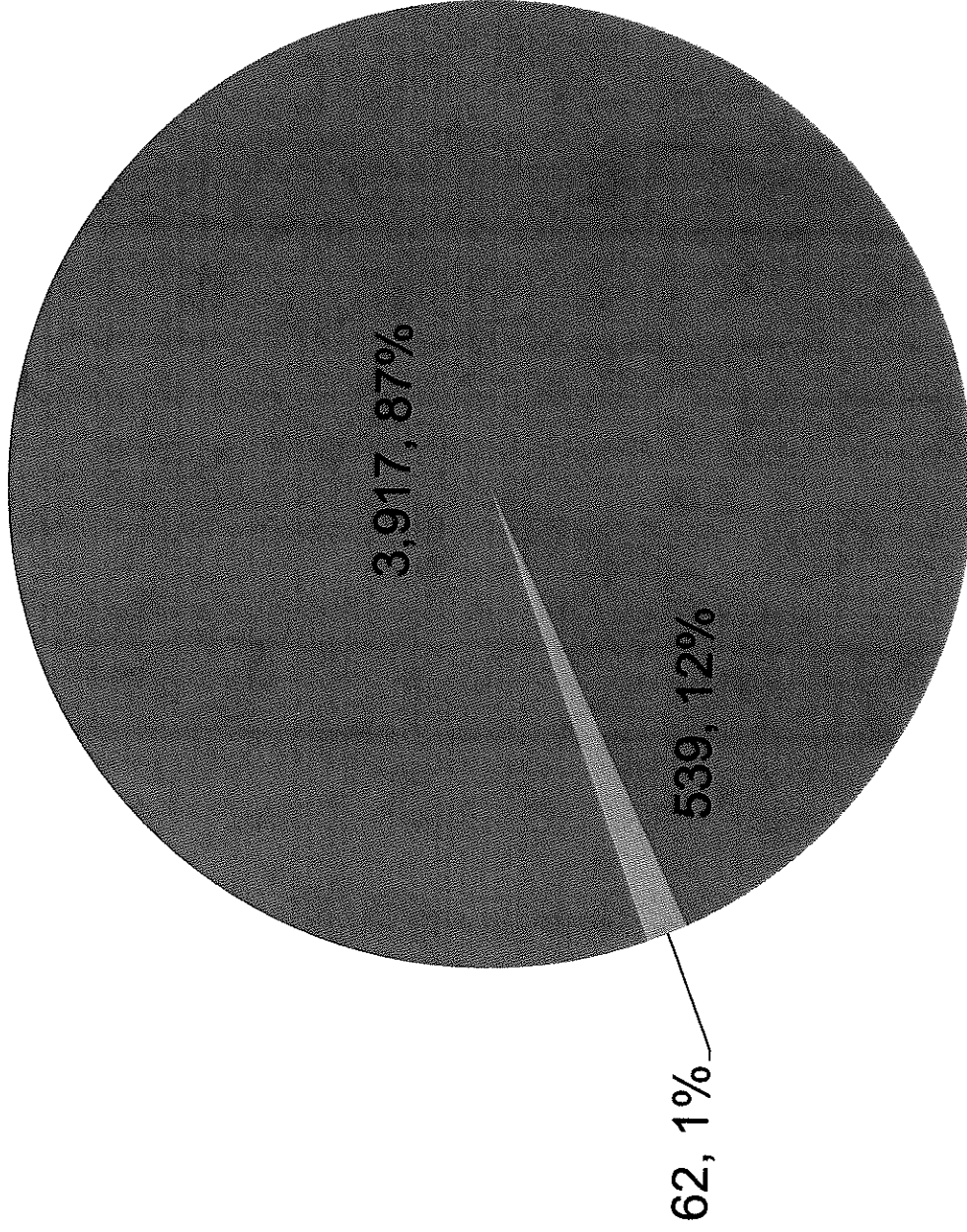
■ Black
■ White
■ Other

2017 Serious Offenses




■ Black
■ White
■ Other

2017 Other Offenses

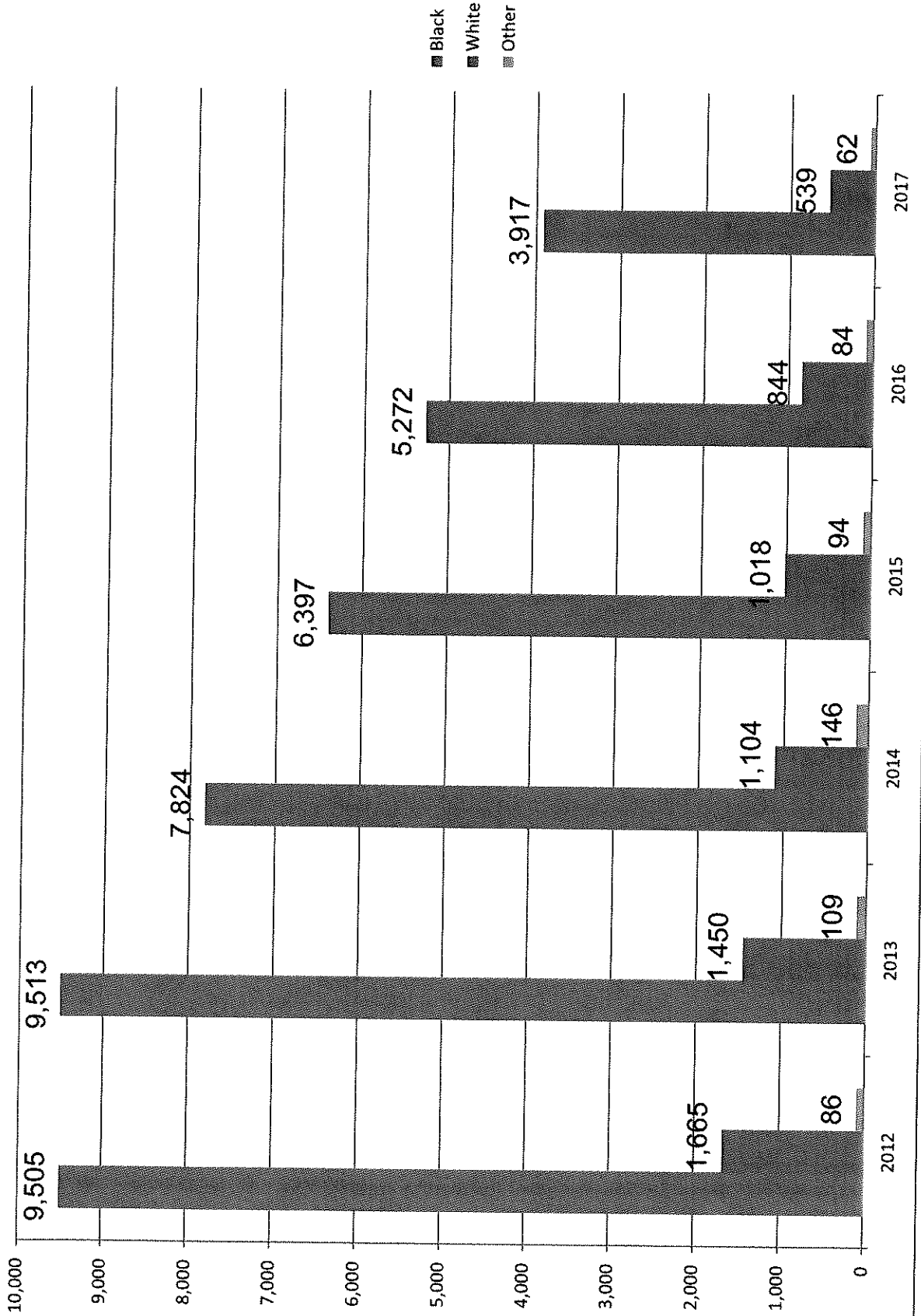


■ Black
■ White
■ Other

Serious Offenses 2012 - 2017



Other Offenses 2013 - 2017



ATTACHMENT 9

**DELINQUENT OFFENSES GROUPED BY - 2012 THRU 2017
(AMENDED CHARGES)**

DELINQUENT	2012	2013	2014	2015	2016	2017	Total
911 CALLS IN NON-EMERGENCY SITUATIONS PROHIBITED	8	5	9	12	6	1	41
ACCESSORY AFTER THE FACT-FELONY	2	2	7	9	6	2	28
ACCESSORY AFTER THE FACT-MISDEMEANOR	1	0	1	1	0	0	3
ACCIDENT - DEATH OR PERSONAL INJURY	3	0	1	3	1	5	13
ACTING IN CONCERT - AGG. ASSAULT	0	0	2	4	0	0	6
ADULTERATION OF FOOD, LIQUIDS, OR PHARMACEUTICALS	0	0	2	0	0	0	2
AGGRAVATED 911 CALLS IN NON-EMERGENCY SITUATIONS PROHIBITED	0	0	0	37	0	0	37
AGGRAVATED ANIMAL CRUELTY	4	0	0	1	1	2	8
AGGRAVATED ARSON	10	1	3	5	6	8	33
AGGRAVATED ASSAULT	236	192	206	198	212	232	1,276
AGGRAVATED ASSAULT - MISD A	5	2	3	3	1	0	14
AGGRAVATED BURGLARY	353	394	335	268	252	220	1,822
AGGRAVATED CHILD ABUSE	3	1	0	4	0	1	9
AGGRAVATED CHILD ABUSE / NEGLECT (CHILD AGE 8 OR LESS)	1	0	0	0	1	0	2
AGGRAVATED CRIMINAL TRESPASS	37	32	13	27	14	7	130
AGGRAVATED KIDNAPPING	2	14	14	1	6	6	43
AGGRAVATED RAPE	6	3	8	7	8	3	35
AGGRAVATED RAPE OF A CHILD	2	6	1	0	1	0	10
AGGRAVATED RIOT	0	3	12	6	0	2	23
AGGRAVATED ROBBERY	92	139	121	159	152	184	847
AGGRAVATED SEXUAL BATTERY	39	72	30	43	50	48	282
AGGRAVATED SEXUAL EXPLOITATION OF A MINOR	4	17	15	17	18	2	73

DELINQUENT	2012	2013	2014	2015	2016	2017	Total
AIR GUN DISCHARGE	2	0	0	0	0	0	2
AIRPORT AIRCRAFT SECURITY	0	0	0	1	0	0	1
ALT/FALSIFRG AUTO TITLE/PLATE	0	3	1	1	1	6	12
ARSON	13	6	10	1	1	2	33
ASSAULT	1,976	2,138	1,615	1,466	1,017	488	8,700
ASSAULT ON A POLICE OFFICER	9	5	6	6	1	8	35
ATTEMPT - AGGRAVATED ARSON	0	0	2	1	0	1	4
ATTEMPT - AGGRAVATED BURGLARY	32	44	33	10	17	11	147
ATTEMPT - AGGRAVATED RAPE	1	0	0	0	0	0	1
ATTEMPT - AGGRAVATED RAPE OF A CHILD	1	0	0	2	0	1	4
ATTEMPT - AGGRAVATED ROBBERY	32	22	21	44	18	24	161
ATTEMPT - ARSON	0	0	1	0	0	0	1
ATTEMPT - ASSAULT	0	1	0	0	1	0	2
ATTEMPT - BURGLARY OF A BUILDING	2	3	7	0	14	10	36
ATTEMPT - BURGLARY OF A VEHICLE	2	2	0	3	5	13	25
ATTEMPT - CARJACKING	0	0	0	1	4	2	7
ATTEMPT - CARRY WEAPON ON SCHOOL CAMPUS	0	0	0	1	0	0	1
ATTEMPT - ESPECIALLY AGGRAVATED KIDNAPPING	0	1	0	0	0	0	1
ATTEMPT - ESPECIALLY AGGRAVATED ROBBERY	3	0	4	2	3	3	15
ATTEMPT - FELONY	1	0	0	0	0	0	1
ATTEMPT - FORGERY	0	0	1	0	0	0	1
ATTEMPT - FRAUDULENT USE OF CREDIT / DEBIT CARD	0	0	0	0	1	0	1
ATTEMPT - INCEST	0	1	0	0	0	0	1
ATTEMPT - KIDNAPPING	0	0	0	1	0	0	1
ATTEMPT - MFG/DEL/SELL/POSS W/INT-COC	0	2	0	0	0	0	2

DELINQUENT	2012	2013	2014	2015	2016	2017	Total
ATTEMPT - MURDER 1ST DEGREE	20	24	19	43	14	14	134
ATTEMPT - MURDER 2ND DEGREE	1	8	5	3	24	15	56
ATTEMPT - RAPE	0	0	2	1	0	2	5
ATTEMPT - RAPE OF A CHILD	1	2	10	1	1	4	19
ATTEMPT - ROBBERY	34	20	29	12	5	11	111
ATTEMPT - SEXUAL BATTERY	0	0	0	1	0	1	2
ATTEMPT - SIM POSS/CASUAL EXCH-MARJ	2	0	1	0	0	0	3
ATTEMPT - THEFT OF PROPERTY \$1,000 TO \$9,999	0	6	3	1	2	0	12
ATTEMPT - THEFT OF PROPERTY \$10,000 TO \$59,999	0	2	1	0	0	0	3
ATTEMPT - THEFT OF PROPERTY \$2,500 TO \$9,999	0	0	0	0	0	3	3
ATTEMPT - THEFT OF PROPERTY \$500 OR LESS	10	8	3	1	2	1	25
ATTEMPT - THEFT OF PROPERTY \$501 TO \$999	0	0	0	1	0	0	1
ATTEMPT - THEFT OF PROPERTY UNDER \$1,000	0	0	0	0	0	5	5
BURGLARY OF A BUILDING	88	78	116	95	111	118	606
BURGLARY OF A VEHICLE	174	92	102	73	134	247	822
CARJACKING	9	8	13	11	20	53	114
CARRY WEAPON IN PARK/REC AREA	12	2	5	0	0	2	21
CARRY WEAPON ON SCHOOL CAMPUS	139	123	110	95	91	58	616
CHILD ABUSE AND CHILD NEGLECT (8 YRS OLD OR YOUNGER)	0	0	1	1	0	0	2
CHILD ENDANGERMENT	0	0	0	1	0	2	3
CIVIL RIGHTS INTIMIDATION	1	0	2	3	1	3	10
CLINGING TO MOVING VEHICLE	0	2	2	0	0	0	4
COERCION OF A WITNESS	1	1	0	4	1	1	8
COMMUNICATING A THREAT CONCERNING A SCHOOL EMPLOYEE	4	1	0	1	3	3	12
COMPUTER CRIME (\$500 OR LESS)	0	0	0	0	1	0	1

DELINQUENT	2012	2013	2014	2015	2016	2017	Total
CONSPIRACY TO COMMIT A MISDEMEANOR	0	0	1	0	0	0	1
CONSUMING ALCOHOLIC BEVERAGES ON SCHOOL CAMPUS	9	0	0	0	1	0	10
CONTEMPT OF COURT - DEL	3	1	0	1	0	1	6
CONTRABAND INTO PENAL INST	7	5	5	4	2	2	25
CONTRIBUTING TO THE DELINQUENCY OF A MINOR	0	3	1	0	0	0	4
COUNTERFEITING CURRENCY	3	0	1	0	0	0	4
CRIMINAL CONSPIRACY TO COMMIT A FELONY	2	10	7	12	4	2	37
CRIMINAL CONSPIRACY TO COMMIT A MISDEMEANOR	0	0	3	0	1	0	4
CRIMINAL IMPERSONATION	33	25	23	17	21	19	138
CRIMINAL RESPONSIBILITY - AGGRAVATED ASSAULT	0	0	0	0	27	0	27
CRIMINAL RESPONSIBILITY - FACILITATION FELONY AGG ROBBERY	0	0	0	2	2	4	8
CRIMINAL RESPONSIBILITY - CONDUCT OF ANOTHER	5	0	4	0	0	1	10
CRIMINAL SIMULATION (\$1,000 - \$9,999)	0	1	1	0	0	0	2
CRIMINAL SIMULATION (UP TO \$1,000)	9	1	9	3	2	12	36
CRIMINAL TRESPASSING	819	900	712	687	427	155	3,700
CRIMINALLY NEGLIGENT HOMICIDE	1	0	0	0	0	3	4
CRUELTY TO ANIMALS	3	3	1	1	4	3	15
CUSTODIAL INTERFERENCE	1	0	0	0	0	0	1
DANCE HALL PERMIT REQUIRED	2	0	0	0	0	0	2
DEFACING PUBLIC PROPERTY AND WORKS	0	1	0	0	0	0	1
DESTRUCTION OR INTERFERENCE WITH UTILITY LINES	0	1	0	0	0	0	1
DISCHARGING FIREARMS	2	0	0	0	0	0	2
DISORDERLY CONDUCT	1,403	1,143	789	495	332	143	4,305
DISRUPTING MEETING OR PROSESSION	0	0	1	0	0	0	1
DISSEMINATION OF SMOKING PARAPHERNALIA TO MINORS	0	0	0	0	4	1	5

DELINQUENT	2012	2013	2014	2015	2016	2017	Total
DOG RUNNING AT LARGE	1	1	0	0	0	0	2
DOMESTIC ASSAULT	847	885	724	657	595	426	4,134
DRIVING UNDER THE INFLUENCE	10	5	16	7	6	7	51
DRIVING W/IMPAIRED .02 BAC	1	0	0	1	0	0	2
DRIVING WHILE LICENSE REVOKED, SUSPENDED OR CANCELLED	57	75	61	26	27	9	255
DRIVING WITHOUT A LICENSE	4	10	22	6	8	0	50
DRUG FREE SCHOOL ZONE	4	9	3	0	0	1	17
DUTY UPON STRIKING FIXTURES UPON A HIGHWAY	3	1	0	0	1	4	9
ESCAPE	25	19	23	8	13	9	97
ESP. AGGRAVATED SEXUAL EXPLOITATION OF A MINOR	4	5	13	3	3	1	29
ESPECIALLY AGGRAVATED BURGLARY	1	1	0	0	3	0	5
ESPECIALLY AGGRAVATED KIDNAPPING	1	2	0	2	5	16	26
ESPECIALLY AGGRAVATED ROBBERY	4	3	2	7	7	4	27
EVADING ARREST - FELONY	7	4	19	12	15	30	87
EVADING ARREST - MISDEMEANOR	225	227	223	171	186	149	1,181
EXHIBIT FALSE IDENTIFICATION	1	2	0	1	3	1	8
EXTORTION	5	0	3	1	1	1	11
FACILITATION OF A FELONY	13	29	33	3	15	5	98
FACILITATION OF A MISDEMEANOR	0	0	0	3	0	0	3
FACILITATION OF FELONY CRIMINAL ATTEMPT AGG ROBBERY	0	2	0	1	0	1	4
FAIL TO COMPLY W/COMM SERVICE	5	4	7	3	2	1	22
FAILURE TO OBTAIN DOG LICENSE	2	0	0	0	0	0	2
FAILURE TO REPORT AN ACCIDENT	6	1	4	1	3	0	15
FAILURE TO VACCINATE ANIMAL	2	0	0	0	0	0	2
FALSE IMPRISONMENT	4	1	1	0	0	2	8

DELINQUENT	2012	2013	2014	2015	2016	2017	Total
FALSE REPORTING BOMB OR FIRE	8	6	2	1	4	2	23
FALSE REPORTING TO AUTHORITY	18	14	11	8	1	17	69
FALSIFICATION OF THE RESULTS OF A DRUG TEST	0	0	0	0	0	1	1
FIRST DEGREE MURDER IN PERPETRATION OF FELONY	1	6	10	12	4	10	43
FORGERY	1	4	3	7	5	7	27
FORGERY (\$1,000 - \$9,999)	0	2	0	0	0	0	2
FORGERY (UP TO 1,000)	12	0	1	0	0	0	13
FRAUDULENT USE / ALTERED DRIVER'S LICENSE	2	2	2	1	0	0	7
FUGITIVE FROM JUSTICE	3	4	8	2	9	3	29
GAMBLING	59	52	28	25	22	0	186
GIVING FALSE INFO TO POLICE	8	10	9	4	6	2	39
HARASSMENT	39	16	18	13	12	10	108
HARBORING OR HIDING A CHILD RUNAWAY	0	0	0	1	0	0	1
HELMET ORDINANCE	1	0	0	0	0	0	1
HOLD FOR INS - DEL	0	1	0	0	0	0	1
HOLD FOR MATERIAL WITNESS IN A FELONY	2	2	0	0	0	0	4
HOLD FOR OTHER AGENCY - DEL	82	40	28	15	19	9	193
HOLD FOR TN D C S - DEL	2	6	3	1	1	0	13
HUNTING FROM MOTORIZED VEHICLE	0	0	0	1	0	0	1
HUNTING FROM PUBLIC ROAD	0	0	0	1	0	0	1
HUNTING IN CLOSED SEASON	1	0	0	0	0	0	1
HUNTING WITHOUT PERMISSION	2	0	0	0	0	0	2
IDENTITY THEFT	4	1	3	2	3	6	19
ILLEGAL POSS OR FRAUD USE - CREDIT/DEBIT CARD \$500 <	11	5	3	3	3	15	40
ILLEGAL POSS OR FRAUD USE OF CREDIT/DEBIT (\$1,000 - \$9,999)	1	0	1	2	1	1	6

DELINQUENT	2012	2013	2014	2015	2016	2017	Total
ILLEGAL POSS OR FRAUD USE OF CREDIT/DEBIT CARD (\$10,000 - \$5	0	0	1	0	0	0	1
ILLEGAL POSS OR FRAUD USE OF CREDIT/DEBIT CARD (\$501 - \$999)	1	0	1	1	0	1	4
ILLEGAL POSSESSION OR DESTRUCTION OF WILDLIFE	0	0	0	1	0	0	1
IMPROPER DISPLAY OF REGISTRATION PLATES	0	7	6	5	9	4	31
IMPROPER STATE REGISTRATION	30	35	19	19	15	4	122
INCEST	0	2	2	2	4	3	13
INCITING TO RIOT	97	38	53	22	35	10	255
INDECENT EXPOSURE	56	30	17	10	14	2	129
INDECENT EXPOSURE VICTIM UNDER 13	3	0	0	0	0	0	3
INHALING A TOXIC SUBSTANCE	0	0	2	0	0	0	2
INTERFERENCE WITH EMERGENCY CALLS	0	1	0	0	0	0	1
INVOLUNTARY COMMITMENT	1	0	0	0	0	0	1
JAYWALKING	2	7	0	5	1	1	16
JOYRIDING	10	20	20	7	14	10	81
JUVENILE IN POSSESSION OF HANDGUN	36	17	23	10	16	23	125
KIDNAPPING	0	6	0	4	2	4	16
LEAVING THE SCENE OF AN ACCIDENT	21	15	20	16	16	14	102
LICENSEE'S EMPLOYEE	0	0	0	1	1	0	2
LITTERING	13	16	5	7	3	0	44
LOUD MUSIC	1	2	0	1	0	0	4
MAILBOX TAMPERING	0	6	0	2	0	1	9
MAKING FIRES	0	10	0	0	0	0	10
MALICIOUS MISCHIEF	6	2	1	0	0	0	9
MFG IMITATION CONTROLLED SUB	0	1	0	2	0	0	3
MFG/DEL/SELL/POSS W/INT-COC	4	12	3	3	6	7	35

DELINQUENT	2012	2013	2014	2015	2016	2017	Total
MFG/DEL/SELL/POSS W/INT-LSD	1	0	0	0	0	0	1
MFG/DEL/SELL/POSS W/INT-MARJ	75	60	46	22	39	35	277
MFG/DEL/SELL/POSS W/INT-OTHER	41	78	30	36	28	25	238
MINIMUM AGE FOR PROCEDURE	1	0	0	0	0	0	1
MINOR IN POSSESSION OF ALCOHOL	189	140	101	78	50	27	585
MINOR POSSESSION OF INTOXICATING LIQUOR	13	24	13	13	2	1	66
MISREP COUNTERFEIT DRUGS	0	3	2	0	0	0	5
MISUSE OF EVIDENCE OF REGISTRATION	2	1	2	3	3	0	11
MURDER - 1ST DEGREE	2	4	1	1	8	6	22
MURDER - 2ND DEGREE	0	0	2	0	1	3	6
NO HUNTING LICENSE	1	0	0	1	0	0	2
NO STATE DRIVER LICENSE	155	154	141	150	109	59	768
OBSERVATION WITHOUT CONSENT	0	1	0	2	0	0	3
OBSTRUCTING HWY/PASSAGEWAY	209	219	175	62	51	7	723
OBSTRUCTION OF LAW ENFORCEMENT	1	2	4	1	0	0	8
OFFENSE OF HARBORING OR HIDING A RUNAWAY CHILD	1	1	1	0	0	0	3
PANHANDLING	1	1	9	4	3	0	18
PARENTAL EDUCATIONAL NEGLECT	246	0	0	0	0	0	246
PARTY TO AN OFFENSE - MISDMNR	4	0	0	0	0	0	4
PATRONIZING PROSTITUTION	0	0	0	1	0	0	1
PEDESTRIANS ON ROADWAYS	11	35	18	6	2	4	76
PERMISSION OF OWNER OF LAND TO TAKE WILDLIFE OR BIG GAME	1	0	0	0	0	0	1
PERMIT REQUIRED - TRANSITORY VENDOR	0	0	0	0	0	1	1
POSS PROHIBITED WEAPON - FELONY	2	8	3	1	1	2	17
POSS PROHIBITED WEAPON - MISDEMEANOR	24	18	22	14	15	10	103


DELINQUENT	2012	2013	2014	2015	2016	2017	Total
POSS / EMPLOY FIREARM DURING COMM / ATTEMPT DANGEROUS FELONY	16	21	14	32	39	51	173
POSS OF EXPLOSIVE COMPONENTS	5	0	0	0	0	0	5
POSS OF LEGEND DRUG WITHOUT PRESCRIPTION	29	39	27	16	8	5	124
POSS OF TOOLS TO INTERFERE WITH ANIT-THEFT SECURITY DEVICE	0	1	0	0	0	0	1
POSS VEHICLE W/ALT SER NUMBER	0	0	1	0	0	0	1
POSS/RESTRICT USE OF FIREWORKS	2	5	0	0	2	0	9
POSS/SELL ITEM W/ALT SER NUM	2	16	13	4	4	2	41
POSSESSION OF COUNTERFEIT MONEY	0	0	0	0	2	0	2
POSSESSION OF A CONTROLLED SUBSTANCE ANALOGUE	1	11	7	3	12	10	44
POSSESSION OF BURGLARY TOOLS	10	22	29	12	8	24	105
POSSESSION OF FIREARM / HUNTING BIG GAME	2	0	0	0	0	0	2
POSSESSION OF GAMBLING DEVICE	3	7	2	3	0	0	15
POSSESSION OF IMITATION FIREARM	20	9	10	10	4	1	54
PRIZE FIGHTING, SPARRING AND OTHER BRUTAL SPORTS UNLAWFUL	0	0	0	0	0	1	1
PROMOTING PROSTITUTION	0	0	0	0	0	1	1
PROSTITUTION	1	0	0	0	0	0	1
PUBLIC INDECENCY	0	4	0	0	1	0	5
PUBLIC INTOXICATION - ALCOHOL	33	28	26	10	4	4	105
PUBLIC INTOXICATION - OTHER	78	57	33	20	12	4	204
PUBLIC SOLICITATION - GOODS	1	0	0	0	0	0	1
RAPE	9	3	8	13	6	4	43
RAPE OF A CHILD	40	69	48	36	40	92	325
RECKLESS AGGRAVATED ASSAULT	0	0	0	4	0	0	4
RECKLESS BURNING	9	3	6	1	11	5	35
RECKLESS DRIVING	52	41	61	57	53	35	299

DELINQUENT	2012	2013	2014	2015	2016	2017	Total
RECKLESS ENDANGERMENT	14	25	17	19	20	19	114
RECKLESS ENDANGERMENT W/WEAPON	16	13	16	33	59	24	161
RECKLESS HOMICIDE	1	1	2	1	0	3	8
REFUSAL TO OBEY COMMAND TO AID OFFICERS	0	0	0	0	1	0	1
REFUSAL TO SUBMIT TO BAC TEST	4	1	3	1	0	0	9
REG DRUG/GANG - LING/LOITERING	13	3	7	13	2	0	38
REPRODUCE DRIVERS LICENSE	0	0	1	0	0	3	4
RESISTING (ARREST, STOP, FRISK)	146	139	118	90	80	49	622
RESTRICTION ON FIREARM AMMUNITION	1	0	0	0	0	1	2
RETALIATION FOR PAST ACTION	0	1	0	2	0	1	4
RIOT	0	0	3	0	2	0	5
ROBBERY	148	112	107	102	87	64	620
SALE OF TOBACCO TO A MINOR	4	1	0	1	1	0	7
SALE TO MINORS PROHIBITED	2	3	1	2	4	0	12
SELLING A TOXIC SUBSTANCE	0	0	0	0	0	1	1
SET FIRE-PERSONAL PROPERTY/LND	8	4	10	1	4	1	28
SEXUAL BATTERY	25	23	24	16	24	23	135
SEXUAL EXPLOITATION OF A MINOR	9	15	19	17	20	6	86
SIM POSS/CASUAL EXCH-COCAINE	3	4	0	4	2	2	15
SIM POSS/CASUAL EXCH-MARJ	582	639	500	385	360	147	2,613
SIM POSS/CASUAL EXCH-OTHER	29	23	15	13	11	13	104
SOLICITATION	1	1	2	0	0	0	4
SOLICITATION TO COMMIT FELONY	1	0	0	1	0	0	2
SOLICITING RIDES FROM ROADWAY	2	3	1	1	0	0	7
SPAY / NEUTER REQUIREMENT	2	0	0	0	0	0	2

DELINQUENT	2012	2013	2014	2015	2016	2017	Total
STALKING	3	1	1	1	4	1	11
STATUTORY RAPE	1	0	0	1	2	0	4
STOLEN PROPERTY (RECEIVING OR CONCEALING) LESS THAN \$1,000	0	0	0	0	0	1	1
TAMPER / FABRICATE EVIDENCE	7	9	7	9	5	5	42
TERRORISM	1	0	0	0	0	0	1
THEFT OF PROPERTY \$1,000-\$2,499	0	0	0	0	2	95	97
THEFT OF PROPERTY \$1,000-\$2,499 - SERVICE	0	0	0	0	0	1	1
THEFT OF PROPERTY \$1,000-\$2,499 - VEHICLE	0	0	0	0	0	0	0
THEFT OF PROPERTY \$1,000-\$9,999	133	147	129	107	128	16	660
THEFT OF PROPERTY \$1,000-\$9,999 - VEHICLE	23	28	60	77	126	19	333
THEFT OF PROPERTY \$10,000-\$59,999	24	13	12	18	14	22	103
THEFT OF PROPERTY \$10,000-\$59,999 - SERVICE	0	0	0	0	0	3	3
THEFT OF PROPERTY \$10,000-\$59,999 - VEHICLE	3	7	25	11	46	82	174
THEFT OF PROPERTY \$2,500-\$9,999	0	0	0	0	0	55	55
THEFT OF PROPERTY \$2,500-\$9,999 - VEHICLE	0	0	0	0	1	177	178
THEFT OF PROPERTY \$500 OR LESS	1,361	1,306	1,146	918	532	22	5,285
THEFT OF PROPERTY \$500 OR LESS - VEHICLE	2	3	0	0	2	0	7
THEFT OF PROPERTY \$501-\$999	134	192	173	113	151	2	765
THEFT OF PROPERTY \$501-\$999 - VEHICLE	1	1	3	4	5	0	14
THEFT OF PROPERTY \$60,000 & OVER	0	0	1	0	6	0	7
THEFT OF PROPERTY \$60,000 & OVER - VEHICLE	0	0	0	0	1	0	1
THEFT OF PROPERTY \$60,000-\$249,999 - VEHICLE	0	0	0	0	0	3	3
THEFT OF PROPERTY UNDER \$1,000	0	0	0	0	5	409	414
THEFT OF PROPERTY UNDER \$1,000 - SERVICE	0	0	0	0	0	4	4
THEFT OF PROPERTY UNDER \$1,000 - VEHICLE	0	0	0	0	0	12	12

DELINQUENT	2012	2013	2014	2015	2016	2017	Total
THEFT OF SERV- \$500 OR LESS	2	3	5	11	0	0	21
THROWING/CASTING MISSILE	5	0	0	0	0	0	5
TRAFFICKING FOR COMMERCIAL SEX ACT	0	0	0	0	0	1	1
TRESPASS BY MOTOR VEHICLE	0	0	0	0	3	0	3
UNAUTHORIZED RECORDING OF THEATRICAL MOTION PICTURE	1	0	0	0	0	0	1
UNAUTHORIZED USE - MOTOR VEH	19	18	25	12	8	13	95
UNDERAGE CONSUMPTION/POSSESSION OF ALCOHOL	2	2	9	0	2	0	15
UNDERAGE DRIVING WHILE IMPAIRED	9	9	6	1	2	6	33
UNLAWFUL ASSEMBLY	0	3	0	0	0	0	3
UNLAWFUL PHOTOGRAPHING IN VIOLATION OF PRIVACY	1	0	4	3	0	1	9
UNLAWFUL POSS CREDIT/DEBIT CARD	0	0	1	0	1	0	2
UNLAWFUL POSS OF WEAPON - FELONY	41	37	44	23	16	27	188
UNLAWFUL POSS OF WEAPON - MISDMN	120	137	105	100	102	164	728
UNLAWFUL POSSESSION / SALE LEGEND DRUG	1	2	0	0	0	2	5
UNLAWFUL POSSESSION DRUG PARAPHERNALIA	14	12	3	10	5	1	45
UNLAWFUL POSSESSION DRUG PARAPHERNALIA - MISDEMEANOR	144	175	138	126	92	66	741
UNLAWFUL PUR/RCPT/POSS ALCOHOL	11	5	12	4	2	1	35
UNLAWFUL REMOVAL OF REGISTRATION DECAL/PLATES	1	1	1	0	3	0	6
USE OF A COUNTERFEIT MARK OR LOGO	0	0	1	0	1	0	2
USE OF STOLEN LICENSE PLATES	2	0	0	0	1	1	4
VANDALISM \$1,000 - \$2,499	0	0	0	0	0	52	52
VANDALISM \$10,000 - \$59,999	0	0	0	0	0	10	10
VANDALISM \$2,500 - \$9,999	0	0	0	0	0	12	12
VANDALISM (\$1,000 - \$9,999)	17	39	23	37	57	16	189
VANDALISM (\$10,000 - \$59,999)	48	5	10	0	3	0	66

DELINQUENT	2012	2013	2014	2015	2016	2017	Total
VANDALISM (\$500 OR LESS)	317	425	288	335	255	21	1,641
VANDALISM (\$501 - \$999)	116	105	80	88	98	11	498
VANDALISM UNDER \$1,000	0	0	0	0	3	143	146
VEHICULAR ASSAULT	0	3	0	0	1	0	4
VEHICULAR HOMICIDE	0	0	0	0	0	2	2
VIOL OF HOME PLACEMENT / AFTERCARE	9	5	5	3	0	2	24
VIOL OF OPEN CONTAINER LAW	6	6	1	1	2	0	16
VIOL OF PARK CURFEW	20	16	7	8	0	0	51
VIOLATION OF TN SEXUAL OFFENDER REGISTRATION	0	0	0	0	2	1	3
VIOLATION OF COMPULSORY SCHOOL ATTENDANCE	3	0	4	2	4	2	15
VIOLATION OF DUTY TO REPORT	0	0	0	1	0	0	1
VIOLATION OF JUDICIAL DIVERSION PROBATION	0	0	0	0	0	34	34
VIOLATION OF LEARNER / INTERMEDIATE LICENSE	0	0	1	9	3	1	14
VIOLATION OF PROBATION	60	9	6	10	5	16	106
VIOLATION OF PROBATION - ADULT	0	0	0	0	0	1	1
VIOLATION OF PROBATION - PEN	3	5	1	0	1	2	12
VIOLATION OF PROBATION - YSB	57	39	44	52	61	117	370
VIOLATION OF PROBATION-CONTRIBUTING UNRULY BEHAVIOR	0	0	0	0	2	6	8
VIOLATION OF PROTECTION ORDER OR RESTRAINING ORDER	0	1	1	1	0	2	5
VIOLATION OF RESTRICTED DRIVERS LICENSE	8	17	11	2	0	0	38
VIOLATION OF STATE REGISTRATION LAW	10	11	9	6	4	4	44
VOLUNTARY MANSLAUGHTER	0	1	0	0	0	0	1
WEARING DAYLIGHT FLUORESCENT ORANGE WHILE HUNTING BIG GAME	1	0	0	0	0	0	1
YSB TECHNICAL VIOLATION	0	0	0	1	0	0	1
Total	12,495	12,160	10,026	8,468	7,138	5,514	55,801




Juvenile Court of Memphis and Shelby County Tennessee
Serious Offenses
from 01/01/2013 thru 12/31/2013

DELINQUENT Allegations	White		Black		Other		Juv		Complaints		Incidents	
	Male	Female	Male	Female	Male	Female	2013/2012	2013/2012	2013/2012	2013/2012	2013/2012	2013/2012
AGGRAVATED ARSON	0	0	1	0	0	0	1	10	1	10	1	10
AGGRAVATED ASSAULT	22	2	141	24	3	0	135	157	135	162	192	236
AGGRAVATED ASSAULT - MISC A	1	0	1	0	0	0	2	4	2	4	2	5
AGGRAVATED BURGLARY	29	4	352	6	3	0	314	275	350	301	394	353
AGGRAVATED KIDNAPPING	0	0	13	0	1	0	10	1	10	1	14	2
AGGRAVATED RAPE	0	0	3	0	0	0	3	6	3	6	3	6
AGGRAVATED RAPE OF A CHILD	0	0	6	0	0	0	4	2	4	2	6	2
AGGRAVATED RIOT	0	0	3	0	0	0	3	0	3	0	3	0
AGGRAVATED ROBBERY	7	0	127	2	3	0	91	67	108	71	139	92
AGGRAVATED SEXUAL BATTERY	20	0	50	2	0	0	50	34	51	34	72	39
ATTEMPT - AGGRAVATED BURGLARY	1	0	42	1	0	0	38	30	42	30	44	32
ATTEMPT - AGGRAVATED RAPE	0	0	0	0	0	0	0	1	0	1	0	1
ATTEMPT - AGGRAVATED RAPE OF A CHILD	0	0	0	0	0	0	0	1	0	1	0	1
ATTEMPT - AGGRAVATED ROBBERY	2	0	20	0	0	0	16	18	16	18	22	32
ATTEMPT - ESPECIALLY AGGRAVATED ROBBERY	0	0	1	0	0	0	1	0	1	0	1	0
ATTEMPT - ESPECIALLY AGGRAVATED KIDNAPPING	0	0	0	0	0	0	0	3	0	3	0	3
ATTEMPT - ESPECIALLY AGGRAVATED ROBBERY	0	0	0	0	0	0	0	8	17	8	24	20
ATTEMPT - MURDER 1ST DEGREE	0	0	23	1	0	0	16	8	17	8	24	20
ATTEMPT - MURDER 2ND DEGREE	0	0	8	0	0	0	3	1	3	1	8	1
ATTEMPT - RAPE OF A CHILD	0	0	2	0	0	0	1	1	1	1	2	1
CARJACKING	0	0	8	0	0	0	8	8	8	8	8	9
CRIMINALLY NEGLIGENT HOMICIDE	0	0	0	0	0	0	0	1	0	1	0	1
ESPECIALLY AGGRAVATED BURGLARY	0	0	1	0	0	0	1	1	1	1	1	1
ESPECIALLY AGGRAVATED BURGLARY	0	0	2	0	0	0	2	1	2	1	2	1
ESPECIALLY AGGRAVATED KIDNAPPING	0	0	3	0	0	0	2	4	3	4	3	4
ESPECIALLY AGGRAVATED ROBBERY	0	0	6	0	0	0	6	1	6	1	6	1
FIRST DEGREE MURDER IN PERPETRATION OF FELONY	0	0	4	0	0	0	4	2	4	2	4	2
MURDER - 1ST DEGREE	1	0	2	0	0	0	3	9	3	9	3	9
RAPE	30	0	39	0	0	0	34	35	36	36	69	40
RAPE OF A CHILD	0	1	12	0	0	0	10	12	10	12	13	16
RECKLESS ENDANGERMENT W/WEAPON	0	0	1	0	0	0	1	1	1	1	1	1
RECKLESS HOMICIDE	0	0	1	0	0	0	1	0	1	0	1	0
VOLUNTARY MANSLAUGHTER	0	0	1	0	0	0	1	0	1	0	1	0
Sub-Total	113	7	872	36	10	0	760	694	822	730	1,038	921
												13%



Juvenile Court of Memphis and Shelby County Tennessee
 Serious Offenses
 from 01/01/2015 thru 12/31/2015

DELINQUENT Allegations	White		Black		Other		Juvéniles		Complaints		Incidents	
	Male	Female	Male	Female	Male	Female	2015 / 2014	2015 / 2014	2015 / 2014	2015 / 2014	2015 / 2014	2015 / 2014
AGGRAVATED ARSON	0	0	5	0	0	0	5	3	5	3	5	3
AGGRAVATED ASSAULT	28	7	115	45	3	0	137	150	140	154	198	206
AGGRAVATED ASSAULT - MISD A	1	0	1	1	0	0	3	3	3	3	3	3
AGGRAVATED BURGLARY	8	0	247	12	1	0	203	253	227	281	268	335
AGGRAVATED KIDNAPPING	0	0	1	0	0	0	1	9	1	9	1	14
AGGRAVATED RAPE	0	0	7	0	0	0	7	6	7	6	7	8
AGGRAVATED RAPE OF A CHILD	0	0	0	0	0	0	0	1	0	1	0	1
AGGRAVATED RIOT	0	0	6	0	0	0	6	12	6	12	6	12
AGGRAVATED ROBBERY	0	1	150	8	0	0	100	82	110	87	159	121
AGGRAVATED SEXUAL BATTERY	6	1	32	3	1	0	38	20	40	21	43	30
ATTEMPT - AGGRAVATED BURGLARY	1	0	9	0	0	0	10	32	10	33	10	33
ATTEMPT - AGGRAVATED RAPE OF A CHILD	0	0	2	0	0	0	2	0	2	0	2	0
ATTEMPT - AGGRAVATED ROBBERY	0	0	43	1	0	0	26	19	26	20	44	21
ATTEMPT - CARJACKING	0	0	1	0	0	0	1	0	1	0	1	0
ATTEMPT - ESPECIALLY AGGRAVATE ROBBERY	0	0	2	0	0	0	2	4	2	4	2	4
ATTEMPT - MURDER 1ST DEGREE	6	0	37	0	0	0	16	8	16	8	43	19
ATTEMPT - MURDER 2ND DEGREE	0	0	3	0	0	0	3	3	3	3	3	5
ATTEMPT - RAPE	0	0	1	0	0	0	1	2	1	2	1	2
ATTEMPT - RAPE OF A CHILD	0	0	1	0	0	0	1	8	1	8	1	10
CARJACKING	0	0	10	1	0	0	10	13	11	13	11	13
ESPECIALLY AGGRAVATED KIDNAPPING	0	0	2	0	0	0	1	0	1	0	2	0
ESPECIALLY AGGRAVATED ROBBERY	0	0	7	0	0	0	7	2	7	2	7	2
FIRST DEGREE MURDER IN PERPETRATION OF FELONY	0	0	12	0	0	0	8	8	8	8	12	10
MURDER - 1ST DEGREE	0	0	1	0	0	0	1	1	1	1	1	1
MURDER - 2ND DEGREE	0	0	0	0	0	0	0	2	0	2	0	2
RAPE	0	0	13	0	0	0	13	7	13	7	13	8
RAPE OF A CHILD	7	1	27	1	0	0	34	32	35	32	36	48
RECKLESS ENDANGERMENT W/WEAPON	2	4	25	2	0	0	23	16	23	16	33	16
RECKLESS HOMICIDE	0	1	0	0	0	0	1	2	1	2	1	2
Sub-Total	59	15	760	74	5	0	660	698	701	738	913	929
Total	59	15	760	74	5	0	660	698	701	738	913	929



Juvenile Court of Memphis and Shelby County Tennessee
Serious Offenses
 from 01/01/2017 thru 12/31/2017

DELINQUENT Allegations	White		Black		Other		Juveniles 2017 / 2016	Complaints 2017 / 2016		Incidents 2017 / 2016		
	Male	Female	Male	Female	Male	Female						
AGGRAVATED ARSON	0	0	5	3	0	0	6	6	6	8	6	33%
AGGRAVATED ASSAULT	18	2	176	36	0	0	173	167	232	212	6	9%
AGGRAVATED ASSAULT - MISD A	0	0	0	0	0	0	0	1	0	1	0	---
AGGRAVATED BURGLARY	2	2	201	14	1	0	176	189	220	252	252	-13%
AGGRAVATED KIDNAPPING	0	1	4	1	0	0	5	5	5	6	6	0%
AGGRAVATED RAPE	0	0	3	0	0	0	3	4	3	3	8	-63%
AGGRAVATED RAPE OF A CHILD	0	0	0	0	0	0	0	1	0	1	0	---
AGGRAVATED RIOT	0	0	2	0	0	0	2	0	2	0	0	---
AGGRAVATED ROBBERY	4	4	171	4	1	0	115	98	125	152	184	21%
AGGRAVATED SEXUAL BATTERY	10	3	29	5	1	0	39	42	40	48	50	-4%
ATTEMPT - AGGRAVATED BURGLARY	0	0	10	0	1	0	9	16	9	11	17	-35%
ATTEMPT - AGGRAVATED RAPE OF A CHILD	0	0	1	0	0	0	1	0	1	0	0	---
ATTEMPT - AGGRAVATED ROBBERY	0	0	24	0	0	0	15	15	17	24	18	33%
ATTEMPT - CARJACKING	0	0	2	0	0	0	2	4	2	4	2	-50%
ATTEMPT - ESPECIALLY AGGRAVATED ROBBERY	0	0	3	0	0	0	3	3	3	3	3	0%
ATTEMPT - MURDER 1ST DEGREE	0	0	13	1	0	0	10	11	10	14	14	0%
ATTEMPT - MURDER 2ND DEGREE	0	0	11	4	0	0	8	8	8	15	24	-38%
ATTEMPT - RAPE	0	0	2	0	0	0	2	0	2	0	0	---
ATTEMPT - RAPE OF A CHILD	0	0	4	0	0	0	4	1	4	4	1	300%
CARJACKING	0	0	50	3	0	0	40	20	42	53	20	165%
CRIMINALLY NEGLIGENT HOMICIDE	0	0	3	0	0	0	3	0	3	0	0	---
ESPECIALLY AGGRAVATED BURGLARY	0	0	0	0	0	0	0	3	0	0	3	---
ESPECIALLY AGGRAVATED KIDNAPPING	0	0	16	0	0	0	7	4	7	16	5	220%
ESPECIALLY AGGRAVATED ROBBERY	3	0	0	1	0	0	4	7	4	4	7	-43%
FIRST DEGREE MURDER IN PERPETRATION OF FELONY	2	0	8	0	0	0	9	4	9	10	4	150%
MURDER - 1ST DEGREE	1	0	4	1	0	0	6	8	6	6	8	-25%
MURDER - 2ND DEGREE	0	0	2	1	0	0	3	1	3	3	1	200%
RAPE	1	0	3	0	0	0	4	5	4	4	6	-33%
RAPE OF A CHILD	59	3	25	1	4	0	37	37	40	92	40	130%
RECKLESS ENDANGERMENT W/WEAPON	2	0	21	1	0	0	16	8	16	24	59	-59%
RECKLESS HOMICIDE	0	0	2	1	0	0	3	0	3	0	0	---
VEHICULAR HOMICIDE	0	0	2	0	0	0	1	0	1	2	0	---
Sub-Total	102	15	797	77	8	0	706	664	741	999	922	8%

Comparison of number of Juveniles referred to Juvenile Court on selected charges.

ATTACHMENT 10

Black Disparities in Youth Incarceration

African Americans 5X More Likely than Whites to be Held

Black youth were more than five times as likely to be detained or committed compared to white youth, according to data from the Department of Justice collected in October 2015 and recently released.¹ Racial and ethnic disparities have long-plagued juvenile justice systems nationwide, and the new data show the problem is increasing. In 2001, black youth were four times as likely as whites to be incarcerated.

Juvenile facilities, including 1,800 residential treatment centers, detention centers, training schools, and juvenile jails and prisons² held 48,043 youth as of October 2015.³ Forty-four percent of these youth were African American, despite the fact that African Americans comprise only 16 percent of all youth in the United States.⁴ African American youth are more likely to be in custody than white youth in every state but one, Hawaii.

Between 2001 and 2015, overall juvenile placements fell by 54 percent. However, white youth placements have declined faster than black youth placements, resulting in a worsening of already significant racial disparity.

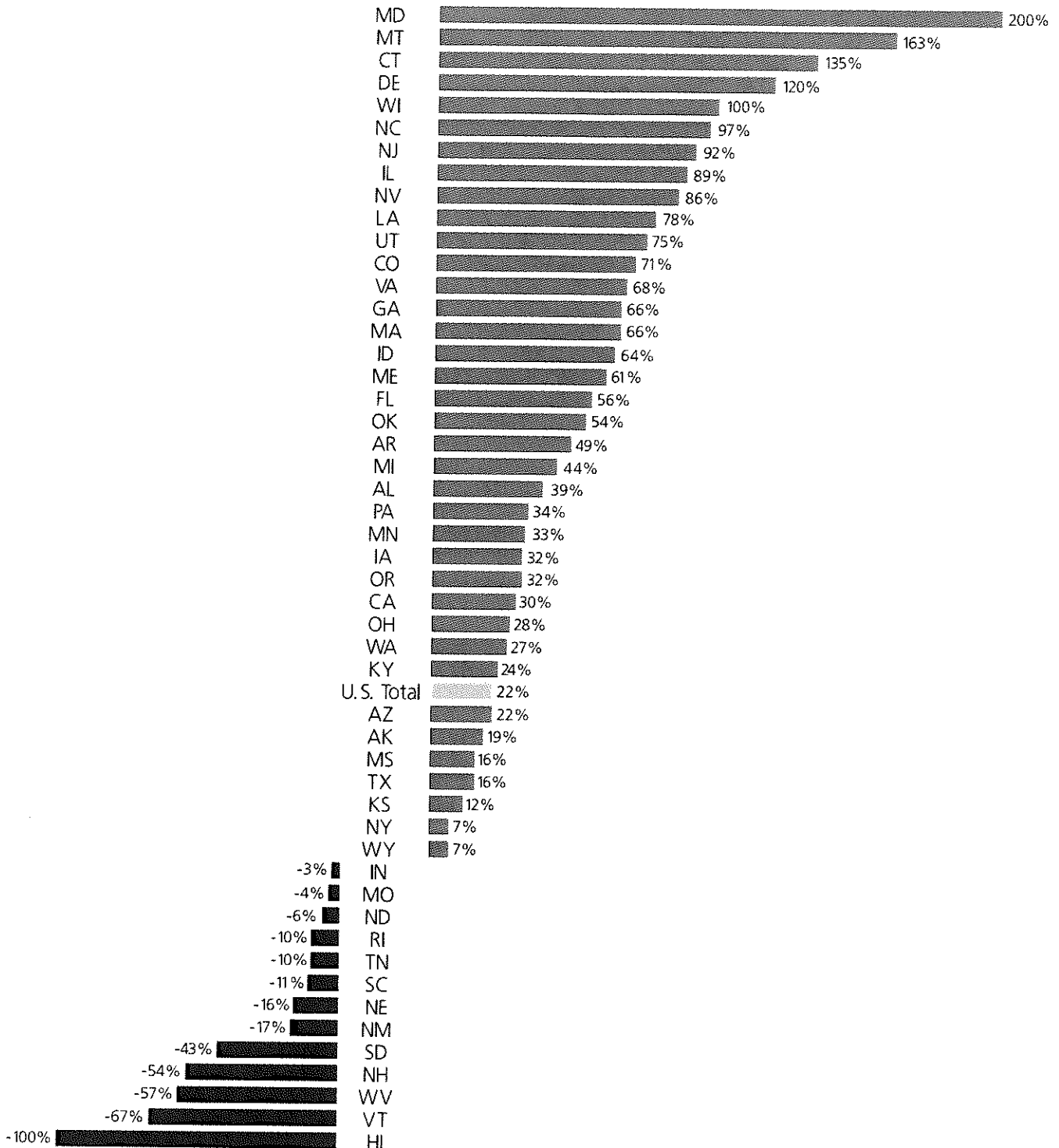
Nationally, the youth rate of incarceration was 152 per 100,000. Black youth placement rate was 433 per 100,000, compared to a white youth placement rate of 86 per 100,000. Overall, the racial disparity between black and white youth in custody increased 22 percent since 2001. Racial disparities grew in 37 states and decreased in 13.

- In six states, African American youth are at least 10 times as likely to be held in placement as are white youth: New Jersey, Wisconsin, Montana, Delaware, Connecticut, and Massachusetts.
- Five states saw their racial disparity at least double: Maryland, Montana, Connecticut, Delaware, and Wisconsin.
- Three states decreased their racial disparity by at least half: Vermont, West Virginia, and New Hampshire.

Black/White Youth Placement Rate per 100,000, 2015

State	White Rate	Black Rate	B/W Racial Disparity
Alabama	97	331	3.41
Alaska	176	710	4.03
Arizona	75	277	3.69
Arkansas	93	522	5.61
California	76	711	9.36
Colorado	108	701	6.49
Connecticut	14	145	10.36
Delaware	42	505	12.02
District of Columbia	0	363	–
Florida	97	445	4.59
Georgia	42	235	5.60
Hawaii	36	0	0.00
Idaho	179	306	1.71
Illinois	44	426	9.68
Indiana	154	621	4.03
Iowa	141	1,030	7.30
Kansas	114	721	6.32
Kentucky	76	361	4.75
Louisiana	61	403	6.61
Maine	56	333	5.95
Maryland	30	238	7.93
Massachusetts	22	222	10.09
Michigan	96	479	4.99
Minnesota	75	648	8.64
Mississippi	32	131	4.09
Missouri	112	516	4.61
Montana	113	1,485	13.14
Nebraska	123	811	6.59
Nevada	131	736	5.62
New Hampshire	47	206	4.38
New Jersey	11	337	30.64
New Mexico	86	472	5.49
New York	54	305	5.65
North Carolina	22	164	7.45
North Dakota	135	683	5.06
Ohio	98	560	5.71
Oklahoma	84	516	6.14
Oregon	235	1,103	4.69
Pennsylvania	93	862	9.27
Rhode Island	97	693	7.14
South Carolina	89	242	2.72
South Dakota	162	341	2.10
Tennessee	65	195	3.00
Texas	94	417	4.44
Utah	73	606	8.30
Vermont	46	189	4.11
Virginia	59	410	6.95
Washington	88	487	5.53
West Virginia	301	566	1.88
Wisconsin	56	846	15.11
Wyoming	243	1,166	4.80
U.S. Total	86	433	5.03

Change in Black/White Racial Disparity in Youth Incarceration, 2001 vs. 2015



1 This fact sheet addresses black-white placement disparities. Fact sheets on Latino and American Indian disparities are forthcoming.
 2 Hockenberry, S., Wachter, A., & Sladky, A. (Sept. 2016). Juvenile Residential Facility Census, 2014: Selected Findings (NCJ 250123). Available: <https://www.ojjdp.gov/pubs/250123.pdf>
 3 Placement statistics throughout this factsheet are calculated from Sickmund, M., Sladky, T.J., Kang, W., & Puzanchera, C. (2017). "Easy Access to the Census of Juveniles in Residential Placement." Available: <http://www.ojjdp.gov/ojstatbb/ezacjrp/>
 4 Puzanchera, C., Sladky, A. and Kang, W. (2016). "Easy Access to Juvenile Populations: 1990-2015." Online. Available: <http://www.ojjdp.gov/ojstatbb/ezapop/>. Youth is defined as those between the ages of 10 and 17, inclusive.

Published September 2017